


# A2 Exams


- 9 days before the Easter break
- 2 weeks Easter Break
- 6 teaching weeks

Exams and exam leave start  
And your LAST day at school is  
Friday 24<sup>th</sup> May.

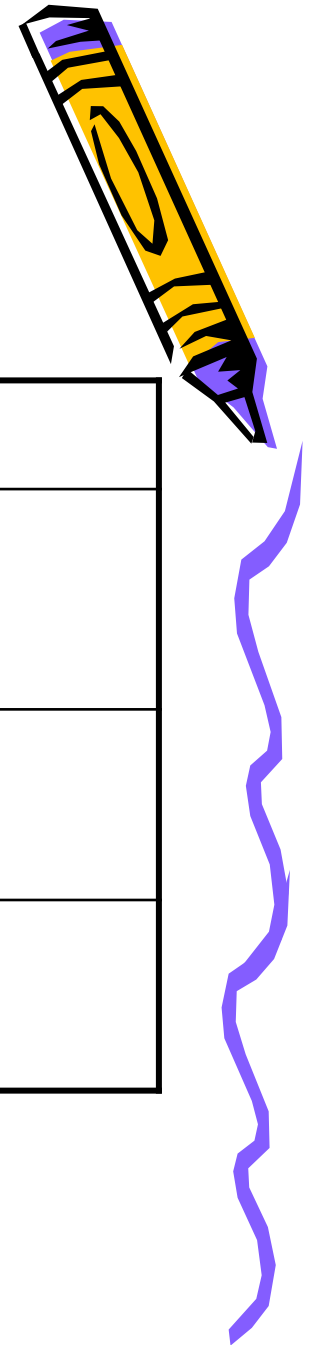


# On your marks, get set.....GO

- \* Know how many exams you are taking
- Know when your exams are
- Know your predicted grades
- Know what marks you currently have
- Know the structure of your exams  
and how many marks you need to get



# Work out what to Revise



Subjects	Units	Topics
History	1 2 3	1 2 3 4 5 6



# Start Revision and Planning over Easter




- Identify times for revision - days /  $\frac{1}{2}$  days/ evenings
- Have regular slots and stick to your plan- give yourself breaks and rewards
- Once you get started the easier it becomes




# Assemble Equipment

- Highlighters
- Index cards
- Post its
- Large paper
- File paper]
- Coloured pens and pencils
- Revision aids & Textbooks
- Tape Recorder
- Past papers & Questions
- Websites e.g. <http://www.bbc.co.uk/schools/16/>

Where do you revise best?



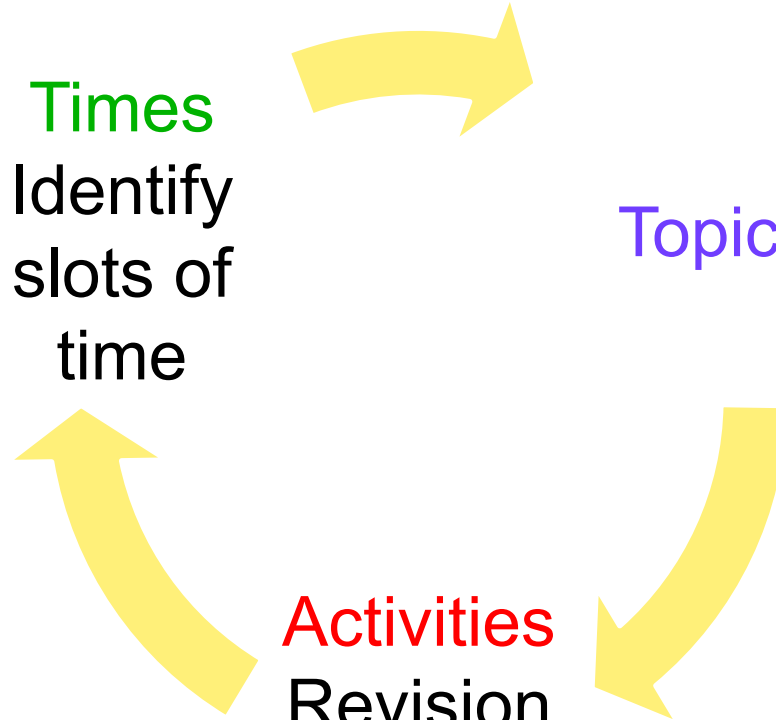
# Make a Timetable- When to Revise




**Times**  
Identify  
slots of  
time

**Topics**

**Activities**  
Revision  
must be  
active




Days	Morning	Afternoon	Evening
Monday	French	History	Gym
Tuesday	History	At work	Maths
Wednesday	Maths	French	Meeting friends
Thursday	French	History	Maths
Friday	Gym	Maths	French
Saturday	At work	At work	Out with friends
Sunday	Cooking dinner	History	French



# Activities

- Highlight notes
- Summarise key points - use cards/large sheets of paper/stickers.
- Summarise again
- Use textbook/text to follow up things you don't understand or gaps.
- Learn information - How do you do this best?






# Learning Information


We learn in different ways:

- Initial letter words
- Pictures
- Stories with key words
- Mind Maps - (Spider diagrams with pictures)
- Large Charts



# Keep Testing Yourself

- Work with a **partner** and test each other.
- Repeat key facts - into a **tape recorder**.
- Use a **spider diagram** to summarise all you know.



# LSCWC

- **Look** at what you are learning
- **Say** out loud what you need to learn
- **Cover** up what you have learnt
- Without looking **write** down what you have learnt
- **Check** you have memorised what you need to learn.



# Practise Questions

- Know the paper and nature of the questions
- Know the marking scheme - What are the examiners looking for
- Practise questions / papers **TO TIME**
- Make up your own questions and answer them

